

## Standard Quote/Order Form

**1. Door ID:**

**Project Name:**

**2. Door Finish Selection:**

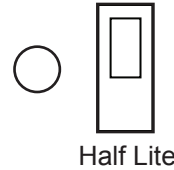

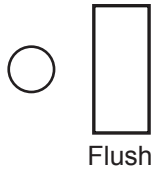
- 215R1 Clear Anodized   
  Dark Bronze Anodized   
  Kynar Bone White Painted

**3. Opening Dimensions:**

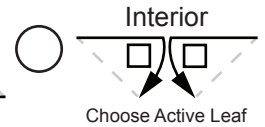
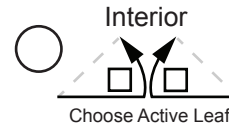
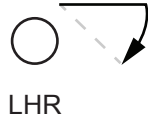
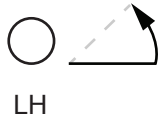
- R.O. (Rough Opening)   
  D.O. (Door Opening)

Width: \_\_\_\_\_ Height: \_\_\_\_\_ Threshold Height: \_\_\_\_\_

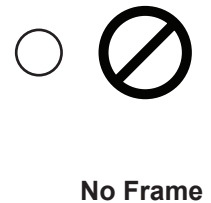
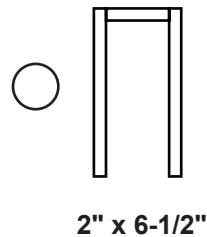
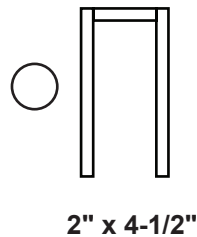
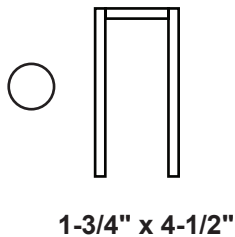
**4. Door Style:**



**5. Handing selection:**



**6. Frame selection (Frame size T.B.D.):**



**7. Hardware Package:**

(Select from one of the following hardware packages) No Hardware (Blank Door)  Pkg #0 (single)  Pkg #0.1 (pair)

Single:  Pkg #1 (Rim Exit)     Pkg #2 (Cyl Lock)     Pkg #3 (Push/Pull)

Pair:  Pkg #1.1 (Rim Exit/Rem Mull)     Pkg #2.1 (Cyl Lock/FB)     Pkg #3.1 (Push/Pull)

**8. Glass Options**

- 1/4" Temp Clear   
  1" Clear Insulated   
  By Others   
  Supplied by NuPlank